



Mock Examination 1

elementary

ENGLISH
Elementary level

A2

These extracts from the mock examination can provide language teachers and learners with an impression of the level and format of the TELC examination concerned. The complete mock examination with instructions for candidates and teachers, the tapescript and the answer key, as well as the accompanying CD, can be ordered from WBT (see TELC – publications on the TELC website www.telc.net).

Die folgenden Auszüge des Modelltests vermitteln Unterrichtenden und Lernenden einen Eindruck von Niveau und Format der betreffenden TELC-Prüfung. Den vollständigen Modelltest mit Hinweisen für Teilnehmende und Unterrichtende, Transkript der Hörverstehens-Texte, Lösungsschlüssel sowie die Audio-CD für den Testteil Hörverstehen können bei der WBT bestellt werden (siehe TELC-Publikationen unter www.telc.net).



ENGLISH
Elementary level A2

Mock Examination 1



Weiterbildungs-Testsysteme GmbH

In order to work through the Listening Comprehension part of the examination, the CD (order no. **C92M-001C**) is required.

No part of this examination may be reproduced, stored in a retrieval system, or transmitted in any form or by means, electronic, photocopying, recording or otherwise.

Issued by WBT Weiterbildungs-Testsysteme GmbH, Frankfurt am Main, Germany

All rights reserved

Second edition 2005

© 2004 by Weiterbildungs-Testsysteme GmbH, Frankfurt am Main, Germany

Printed in Germany



Important information

Please read this page before starting the test.

Dear Learner,

If you should have problems understanding all the information on this page, your teacher will be only too pleased to help you.

There are three ways of approaching this mock examination:

- You can take the test as if it were a real examination
- You can use the whole or parts of the test for practice purposes
- You can acquire a general impression of the contents and procedures of the examination

It is important to decide which of these alternatives you wish to take before reading on.







If you wish to work through the mock examination as if it were a real test, you need the help of a teacher to organise the test in the same way as a real examination is conducted. In this case, please do not read on. Above all, you should not read any of the test items, you should not look at any of the pictures and you also should not look at the information for teachers (on pages 26-34). Wait for the instructions and information that your teacher will give you.

If, on the other hand, you wish to use this test material for practice purposes, we would recommend you to keep to the specified times for the individual parts of the test. In this way you will develop a feeling for the time allotted for the individual test items. You can practise the sub-tests *Language Elements*, *Listening Comprehension* (with the help of the CD – Order No. C92M-001C), *Reading Comprehension and Writing*. The correct answers for the individual items can be found on page 33. Your letter can be marked by your teacher or a similarly qualified person. It is of course not possible for you to practise the oral test by yourself, but you will be able to familiarise yourself with the tasks and procedures as well as the assessment criteria.

Should you simply wish to have a general overview of the test, all you need to do is to study the test and information material in this booklet.

We hope that you will find this mock examination interesting and that you will pass with flying colours!

The Structure of the Test

Sub-Test	Aim	Type of Test	Marks	Time in minutes	
Written Examination					
1 Language Elements					
	1.1	Vocabulary and Grammar	10 multiple-choice items	5	15
	1.2	Interactive Elements	8 matching items	8	
2 Listening Comprehension					
	2.1	Listening for Gist	5 true/false items	10	approx. 20
	2.2	Listening for Detail	2 true/false items	4	
	2.3	Selective Listening	5 true/false items	10	
3 Reading Comprehension					
	3.1	Reading for Gist	4 matching items	8	30
	3.2	Reading for Detail	4 matching items	8	
	3.3	Selective Reading	4 matching items	8	
4 Writing					
			3 guiding points	12	15
	For transferring the answers to the answer sheet				10
Oral Examination					
	■	Part 1: Getting to know each other	Examination with two candidates	3	approx. 10
	■	Part 2: Exchanging information		12	
	■	Part 3: Consensus finding		12	

Important information:

This is the start of the mock examination.

Before you look at the following pages, we recommend that you should read the information for learners on page 3.

Written Examination

The written examination consists of four parts:

- 1 Language Elements**
- 2 Listening Comprehension**
- 3 Reading Comprehension**
- 4 Writing**

You are allowed a total of 80 minutes for these four tests.



1 Language Elements, Part 1

Read the following text and decide which word (a, b or c) is missing in items 1–10. Mark your answers on the answer sheet.

Dear Jane,

How are you? I hope ___1___ family is well. Are you going on holiday this year? I was ___2___ Paris for a week in the summer and ___3___ a very good time there. Paris is a really ___4___ city with lots of things to see and ___5___. Next year we ___6___ to go to Rome. Have you been there? Can you visit us next year? It would be very nice to see you again. ___7___ can you come and see us again? Please give my ___8___ to Andrew and the children. Our children ___9___ all very well. I hope to hear from you ___10___.

With best wishes,

- | | |
|---|---|
| 1. a) you
b) your
c) yours | 6. a) like
b) want
c) wish |
| 2. a) at
b) in
c) to | 7. a) when
b) which
c) why |
| 3. a) had
b) has
c) have | 8. a) greetings
b) love
c) wishes |
| 4. a) interest
b) interested
c) interesting | 9. a) are
b) have
c) is |
| 5. a) do
b) make
c) take | 10. a) good
b) near
c) soon |



1 Language Elements, Part 2

You are taking part in the following conversations. Complete what you say with the words or phrases in the boxes.

Decide which word or phrase is missing in items 11 – 18. You may use each word or phrase only once. Mark your answers on the answer sheet.

Asking the way

- A: Excuse me, how do I get to Plantation Avenue?
B: 11, you go down Princess Street ...
A: ... what, down Bell Lane, and around ...?
B: Yeah. 12 you go straight past the library. 13
A: ... past the library?
B: Yeah, 14 go straight on, past the police station to the roundabout. Do you know the big roundabout?
A: Yeah.
B: And Plantation Avenue's off to the right.
A: Er..., off the roundabout?
B: Yeah.
A: Right. Thanks.

- a) AND THEN
- b) JUST
- c) OKAY?
- d) REALLY
- e) YOU KNOW
- f) WELL

An invitation

- C: Hello Jim, how are things with you?
D: Oh not bad, 15
C: Okay thanks. I've got a lot to do at work but I'll be going on holiday next month.
D: Great. 16 I'm glad I've seen you. I was going to give you a ring some time today.
C: Really?
D: Yes. You see Liz and I 17 whether you've got any plans for the weekend.
C: This coming weekend?
D: Yeah.
C: Let me see. I'm not quite sure 'cos Helen's parents were thinking of coming round some time. Why?
D: Well, it was my birthday last Tuesday ...
C: Oh congratulations!
D: ... and as the weather's 18 good at the moment, we're thinking of having a barbecue in the garden.
C: Sounds great.

- a) AND YOURSELF?
- b) AS WELL
- c) QUITE
- d) REALLY?
- e) WELL
- f) WERE WONDERING



2 Listening Comprehension, Part 1

You will now hear five short texts.

Listen to each text and then decide whether each of the statements in items 19 – 23 is true or not true. Mark PLUS (+) for true and MINUS (–) for not true on your answer sheet.

You will hear each text twice.

Now you will have half a minute to read the five statements.

Five people talk about living in the town and in the country.

19. *Joan Smallwood, hairdresser*

The speaker lives in the city.

20. *Anthony Simmonds, company manager*

The speaker lives in the country.

21. *Jane Holsted, housewife*

The speaker lives in the town centre.

22. *Fred Brown, factory worker*

The speaker is sorry he moved out of the town centre.

23. *Elizabeth Turner, secretary*

The speaker has lots of friends in the country.



2 Listening Comprehension, Part 2

You will now hear two short texts.

Listen to each text and then decide whether each of the statements in items 24 –25 is true or not true. Mark PLUS (+) for true and MINUS (–) for not true on your answer sheet.

You will hear each text twice.

Now read sentence number 24. You will have 15 seconds for this.

24. *Flight information*

You have a seat on the flight to Manchester at 11 o'clock on the 6th.

Now read sentence number 25. You will have 15 seconds for this.

25. *News on British radio*

Most of the latest films on British television have been made abroad.



2 Listening Comprehension, Part 3

You will now hear five short texts. Listen to each text and then decide whether each of the statements in items 26–30 is true or not true. Mark PLUS (+) for true and MINUS (–) for not true on your answer sheet.

You will hear each text twice.

- 26.** *You are travelling on a train in England and would like to have something to drink. You hear the following:*

Someone will come through the train selling drinks.

- 27.** *You are listening to the radio in England and want to hear a sports programme. You hear the following:*

The next programme is about sports.

- 28.** *You are on holiday in England and are in a bookshop. You want to look at the books for about half an hour more. You hear the following:*

You can come back to the shop on Monday morning.

- 29.** *You are at the cinema in England and would like to have seats at the front. You get the following information:*

The seats at the front cost £ 3.00.

- 30.** *You arrive at your hotel in England where you have booked a double room with bath. You get the following information:*

You can only have a double room without a bath.

**3 Reading Comprehension, Part 1**

Read the four texts, items 31 – 34. Then read the headlines a) – h). Decide which headline goes best with which text. Mark your answers on the answer sheet.

- a) **ASTRONAUT WALKS IN SPACE AGAIN**
- b) **Bill Clinton caught in snow in Austria**
- c) Eleventh space trip for astronaut
- d) **FOOTBALLER HAS ACCIDENT WHILE PLAYING**
- e) **Footballer wants to help children**
- f) **Model and Ex-President in bad weather**
- g) **PRINCE CHARLES GIVES MONEY TO SCHOOL**
- h) **SCHOOLCHILDREN MEET PRINCE OF WALES**

31.

The Prince of Wales, Prince Charles, visited a junior school in Buckinghamshire last week to help children with a project about the Royal Family. He told the children about his life as a member of Britain's most famous family and the duties which go with his title. He then let photos be taken of him with the children and the kindergarten teachers for the project work. One of the questions the children asked was "How much pocket money do your sons get?"

33.

Former US President Bill Clinton met model Naomi Campbell on a snow-covered mountain in Austria. Naomi's flight arrived late because of the bad weather and she nearly fell down getting through the snow. Bill Clinton helped her through the snow and they chatted for a while about the weather. Naomi Campbell was doing a photo session at the same place as Clinton was at a conference.

32.

Footballer Roman Gregory has started a UNICEF campaign to help children hurt in accidents with land mines, in countries at war and in peace. The footballer says he cannot imagine being without an arm or a leg and knows that many people do not even think about what the children who have had such injuries go through. "Many accidents with land mines happen when children are just playing happily in the fields", says Roman, who hopes to get £1 million in the campaign.

34.

NASA Astronaut Jerry Ross works on the so-called "City in the sky" – the international space station – and has just done a ninth space walk as part of his 11 days on the space station. Ross is the first person to walk in space so many times and still loves the experience. He will be returning to Earth later this month.

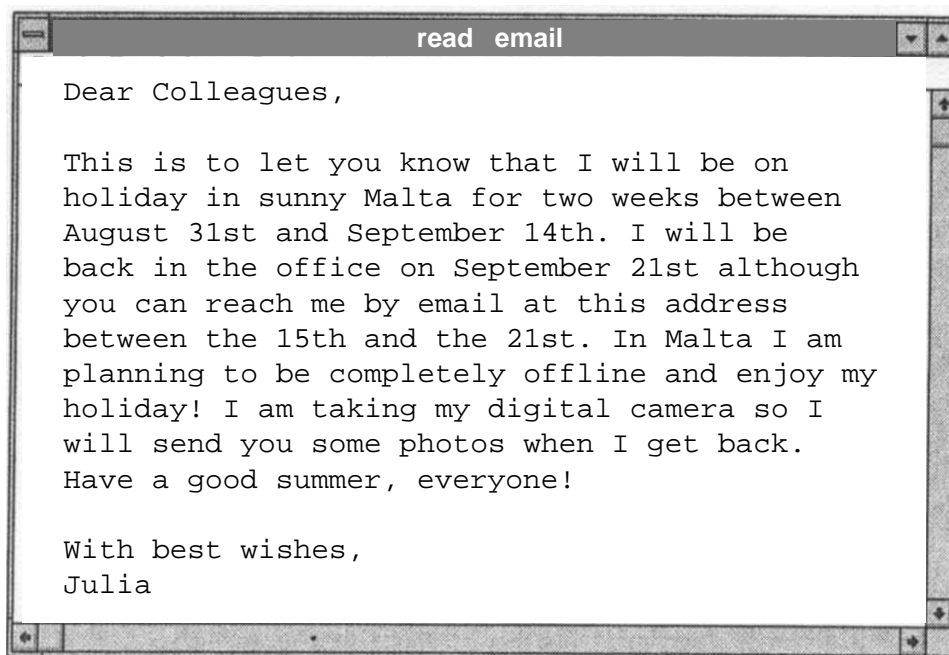


3 Reading Comprehension, Part 2

Read the following texts and then do items 35 – 38.

Text 1

You receive the following email:



Read items 35 – 36. Decide if each of the statements in items 35 – 36 is true or not true. Mark PLUS (+) for true and MINUS (–) for not true on your answer sheet.

35. Julia is taking three weeks' holiday from work.
36. Julia cannot be reached by email in Malta.



Text 2

You are staying at the Hotel Eden and receive the following instructions:

Eden Hotel - Your hotel key card

To open the door of your room, put the card into the door with the key symbol facing you. When you hear the bell, remove the card and turn the handle.

You can use your key card to get into the hotel between 11 p.m. and 6 a.m. Put the card into the hotel main entrance door with the key facing away from you. The door will open automatically when the bell rings. You do not need to push the door.

We hope you enjoy your stay at the Eden Hotel.

Read items 37– 38. Decide if each of the statements in items 37 – 38 is true or not true. Mark PLUS (+) for true and MINUS (–) for not true on your answer sheet.

37. The same key card can be used for your room and the main entrance to the hotel.
38. You must push the hotel entrance door when you hear the bell.



3 Reading Comprehension, Part 3

Read items 39 – 42 and then quickly look through the text. Decide which part of the text (a–f) matches each of the items 39 – 42 and mark your answers on the answer sheet.

39. You want to know something about the food they serve at Rudstone Walk.
40. You want to know how to get to Rudstone Walk.
41. You would like to know the price of a single room.
42. You want to know about flats to rent at Rudstone Walk.



South Cave, Beverley, East Riding of Yorkshire, HU15 2AH
Telephone: 01430 422230
Fax: 01430 424552
AA 4 Diamonds
RAC 4 Diamonds
English Tourism Council 4 Diamonds
E-Mail: office@rudstone-walk.co.uk

a **Welcome to Rudstone Walk...**

Nestled in its own secluded corner of the Yorkshire Wolds, Rudstone Walk provides a relaxing retreat with luxury accommodation for both leisure and business travellers.

Set in its own broad green acres and wooded hills with magnificent views over the Vale of York, it is no surprise that this is a place guests return to again and again.

Owned and managed by the Greenwood family, Rudstone Walk has become renowned over the years for its hospitality and highest quality standards.

For business it provides a peaceful retreat at the end of a working day - less than five minutes from the M62, and 15 minutes from Hull.

b *For pleasure it is ideally located for a relaxing break within easy reach of York and the many other attractions of East Yorkshire.*

There is an excellent rail service from nearby Brough to all U.K. mainline stations.

The M62 is just 2 miles from Rudstone Walk, offering a direct route to Hull (20 minutes), Leeds (45 minutes), and Manchester (90 minutes). Humberside Airport is only 25 minutes away across the Humber Bridge.

c *Rudstone Walk offers something quite unique in dining and is the ideal venue for your special celebration, or just a night out with a difference! Rudstone Walk offers a wonderful atmosphere, and we do specialise in the typical farmhouse meal - all freshly prepared and cooked in the traditional way on the Farmhouse Aga. For parties of 10 or more we offer you the exclusive use for your lunch or dinner of either the Farmhouse Dining Room or Function Room.*

The same menus are offered in both rooms. To arrange your dinner party simply contact us to check on availability. We will need a small deposit to confirm your booking and will need confirmation of your menu choices 7 days in advance of your dinner.

Choose from one of our Dinner Party Menus or get in touch with us if there is something specific that you require.

d *Hotel Accommodation...*

Luxurious en-suite bedrooms and suites have been built around the spacious walled courtyard adjacent to the farmhouse. This accommodation provides 14 superior twin or double en-suite rooms for those requiring bed and breakfast.

Cleverly designed, there is also the option of an adjacent sitting room and kitchen to provide 7 luxury suites which meet the very demanding Highly Commended English Tourist Council 4 Diamond Guest Accommodation Standards.

e *Self-catering*

Self-catering cottages and flats are also available.

Built from a range of period farm buildings on a west-facing terrace where, on a clear day, the view extends to 50 miles across the Vale of York and each warm summer evening ends with a spectacular sunset. Turn your head to the left and there is another wonderful view over the glittering Humber Estuary to the Lincolnshire Wolds.

The cottages and flats are beautifully appointed with every conceivable comfort including TV, microwave and telephone - in fact to ETB 4-Star standards.

All linen, towels and tea towels are provided and changed weekly. Electricity and heating are included and the laundry facility is free of charge.

f *Prices*

Bed & Breakfast (All Prices include VAT at 17.5%)

Single en suite - £46.00

Double or Twin en suite - £59.00 Executive Suite for One - £95.00

Executive Suite for Two - £105.00

Family Suite - £100.00

Resident 3-Course Evening Meal - £18.00

Weekend, Bed & Breakfast (Prices are per night for stays of two nights or more Including a Friday or Sunday night)

Single en Suite - £40.00 Double or Twin en suite - £55.00



4 Writing

*You want to send a picture postcard of your home town to an English friend. You write to your friend. Write something about **3 of the 6 following points**.*

You have twenty minutes to do this.

- Write something about your town
- Tell your friend where your house is
- Tell your friend something about your house
- Ask something about your friend
- Say something about your family
- Give some news about yourself

Don't forget to begin and end the postcard.

Surname	
First name	
Examination centre	

Your examination no. Please copy from your S3 answer sheet

Written Examination



4 Writing

For Examiner's Use

Only for the examiner!

Marking			
1	<input type="text" value="3"/>	<input type="text" value="1,5"/>	<input type="text" value="0"/>
2	<input type="text" value="3"/>	<input type="text" value="1,5"/>	<input type="text" value="0"/>
3	<input type="text" value="3"/>	<input type="text" value="1,5"/>	<input type="text" value="0"/>
K	<input type="text" value="3"/>	<input type="text" value="1,5"/>	<input type="text" value="0"/>

Points /12

Surname

First name

Place, date


Signature

Examination centre

... Information concerning the Answer Sheet S3 ...

Always use a pencil on the answer sheet.

Each item has only one correct answer.
For example, if you think that “c” is the correct answer,
mark your answer on the answer sheet
in the following way:



<input type="text" value="1"/> <input type="text" value="2"/> <input type="text" value=""/> <input type="text" value="4"/> <input type="text" value="8"/> <input type="text" value=""/>	<input type="text" value=""/> <input type="text" value=""/> <input type="text" value=""/> <input type="text" value=""/> <input type="text" value=""/> <input type="text" value=""/> <input type="text" value=""/> <input type="text" value=""/>	<div style="border: 1px solid black; padding: 2px; display: inline-block;"> 92 <input type="text" value="0"/> <input type="text" value="0"/> <input type="text" value="0"/> <input type="text" value="0"/> <input type="text" value="0"/> <input type="text" value="0"/> </div>
--	---	--

Language Elements

Part 1

1	<input type="text" value="a"/>	<input type="text" value="b"/>	<input type="text" value="c"/>	1	6	<input type="text" value="a"/>	<input type="text" value="b"/>	<input type="text" value="c"/>	6
2	<input type="text" value="a"/>	<input type="text" value="b"/>	<input type="text" value="c"/>	2	7	<input type="text" value="a"/>	<input type="text" value="b"/>	<input type="text" value="c"/>	7
3	<input type="text" value="a"/>	<input type="text" value="b"/>	<input type="text" value="c"/>	3	8	<input type="text" value="a"/>	<input type="text" value="b"/>	<input type="text" value="c"/>	8
4	<input type="text" value="a"/>	<input type="text" value="b"/>	<input type="text" value="c"/>	4	9	<input type="text" value="a"/>	<input type="text" value="b"/>	<input type="text" value="c"/>	9
5	<input type="text" value="a"/>	<input type="text" value="b"/>	<input type="text" value="c"/>	5	10	<input type="text" value="a"/>	<input type="text" value="b"/>	<input type="text" value="c"/>	10

Part 2

11	<input type="text" value="a"/>	<input type="text" value="b"/>	<input type="text" value="c"/>	<input type="text" value="d"/>	<input type="text" value="e"/>	<input type="text" value="f"/>	11	15	<input type="text" value="a"/>	<input type="text" value="b"/>	<input type="text" value="c"/>	<input type="text" value="d"/>	<input type="text" value="e"/>	<input type="text" value="f"/>	15
12	<input type="text" value="a"/>	<input type="text" value="b"/>	<input type="text" value="c"/>	<input type="text" value="d"/>	<input type="text" value="e"/>	<input type="text" value="f"/>	12	16	<input type="text" value="a"/>	<input type="text" value="b"/>	<input type="text" value="c"/>	<input type="text" value="d"/>	<input type="text" value="e"/>	<input type="text" value="f"/>	16
13	<input type="text" value="a"/>	<input type="text" value="b"/>	<input type="text" value="c"/>	<input type="text" value="d"/>	<input type="text" value="e"/>	<input type="text" value="f"/>	13	17	<input type="text" value="a"/>	<input type="text" value="b"/>	<input type="text" value="c"/>	<input type="text" value="d"/>	<input type="text" value="e"/>	<input type="text" value="f"/>	17
14	<input type="text" value="a"/>	<input type="text" value="b"/>	<input type="text" value="c"/>	<input type="text" value="d"/>	<input type="text" value="e"/>	<input type="text" value="f"/>	14	18	<input type="text" value="a"/>	<input type="text" value="b"/>	<input type="text" value="c"/>	<input type="text" value="d"/>	<input type="text" value="e"/>	<input type="text" value="f"/>	18

Listening Comprehension

Part 1

19	<input type="text" value="+"/>	<input type="text" value="-"/>	19
20	<input type="text" value="+"/>	<input type="text" value="-"/>	20
21	<input type="text" value="+"/>	<input type="text" value="-"/>	21
22	<input type="text" value="+"/>	<input type="text" value="-"/>	22
23	<input type="text" value="+"/>	<input type="text" value="-"/>	23

Part 2

24	<input type="text" value="+"/>	<input type="text" value="-"/>	24
25	<input type="text" value="+"/>	<input type="text" value="-"/>	25

Part 3

26	<input type="text" value="+"/>	<input type="text" value="-"/>	26
27	<input type="text" value="+"/>	<input type="text" value="-"/>	27
28	<input type="text" value="+"/>	<input type="text" value="-"/>	28
29	<input type="text" value="+"/>	<input type="text" value="-"/>	29
30	<input type="text" value="+"/>	<input type="text" value="-"/>	30

Reading Comprehension

Part 1

31	<input type="text" value="a"/>	<input type="text" value="b"/>	<input type="text" value="c"/>	<input type="text" value="d"/>	<input type="text" value="e"/>	<input type="text" value="f"/>	<input type="text" value="g"/>	<input type="text" value="h"/>	31
32	<input type="text" value="a"/>	<input type="text" value="b"/>	<input type="text" value="c"/>	<input type="text" value="d"/>	<input type="text" value="e"/>	<input type="text" value="f"/>	<input type="text" value="g"/>	<input type="text" value="h"/>	32
33	<input type="text" value="a"/>	<input type="text" value="b"/>	<input type="text" value="c"/>	<input type="text" value="d"/>	<input type="text" value="e"/>	<input type="text" value="f"/>	<input type="text" value="g"/>	<input type="text" value="h"/>	33
34	<input type="text" value="a"/>	<input type="text" value="b"/>	<input type="text" value="c"/>	<input type="text" value="d"/>	<input type="text" value="e"/>	<input type="text" value="f"/>	<input type="text" value="g"/>	<input type="text" value="h"/>	34

Part 2

35	<input type="text" value="+"/>	<input type="text" value="-"/>	35
36	<input type="text" value="+"/>	<input type="text" value="-"/>	36
37	<input type="text" value="+"/>	<input type="text" value="-"/>	37
38	<input type="text" value="+"/>	<input type="text" value="-"/>	38

Part 3

39	<input type="text" value="a"/>	<input type="text" value="b"/>	<input type="text" value="c"/>	<input type="text" value="d"/>	<input type="text" value="e"/>	<input type="text" value="f"/>	39
40	<input type="text" value="a"/>	<input type="text" value="b"/>	<input type="text" value="c"/>	<input type="text" value="d"/>	<input type="text" value="e"/>	<input type="text" value="f"/>	40
41	<input type="text" value="a"/>	<input type="text" value="b"/>	<input type="text" value="c"/>	<input type="text" value="d"/>	<input type="text" value="e"/>	<input type="text" value="f"/>	41
42	<input type="text" value="a"/>	<input type="text" value="b"/>	<input type="text" value="c"/>	<input type="text" value="d"/>	<input type="text" value="e"/>	<input type="text" value="f"/>	42

• Only for the examiner •

Writing

Marking

1	<input type="text" value="3"/>	<input type="text" value="1,5"/>	<input type="text" value="0"/>	1
2	<input type="text" value="3"/>	<input type="text" value="1,5"/>	<input type="text" value="0"/>	2
3	<input type="text" value="3"/>	<input type="text" value="1,5"/>	<input type="text" value="0"/>	3
K	<input type="text" value="3"/>	<input type="text" value="1,5"/>	<input type="text" value="0"/>	K

WBT - Marking

1	<input type="text" value="3"/>	<input type="text" value="1,5"/>	<input type="text" value="0"/>	1
2	<input type="text" value="3"/>	<input type="text" value="1,5"/>	<input type="text" value="0"/>	2
3	<input type="text" value="3"/>	<input type="text" value="1,5"/>	<input type="text" value="0"/>	3
K	<input type="text" value="3"/>	<input type="text" value="1,5"/>	<input type="text" value="0"/>	K

Oral Examination

Part 1

Part 2

Part 3

Oral Examination

The oral examination consists of three parts:

- **Part 1: Getting to know each other**
- **Part 2: Exchanging information**
- **Part 3: Consensus finding**

Each oral examination normally takes place with two candidates. For each examination there is one examiner. In exceptional cases, e.g. when there is an odd number of candidates at an examination centre, you may be tested by yourself, in which case the examiner will be your partner.

The examination should have the character of a conversation. For the purpose of the test, it is important for you to have an active conversation with your partner. Sit so that you are looking in his/her direction and respond to what he/she says without trying to dominate the conversation.

The oral examination will last no longer than 10 minutes. Before the examination starts, you will have 15 minutes to prepare for the test with the help of candidate's sheets giving details of the tasks you will have to complete. During this preparation time, you will not be allowed to communicate with your partner.

Preparation Phase

You have 15 minutes to prepare for the oral examination. The oral examination consists of three parts:

Part 1: Getting to know each other

You should talk about yourself. You have a list of things to talk about but you do not need to talk about all the points on this list.

The examiner will ask you one or two extra questions.

Part 2: Exchanging information

You will have several topics which you should talk about with your partner. You should try and get as much information as you can from your partner and give him/her as much information as you can.

Each of you should talk about one of the topics in turn. Each of you has the right to choose a topic in turn. You should not just ask and answer in turn but ask and tell each other about the topics. The questions you ask will depend on the topics. For example, on the topic "Holidays" you can ask: Where? When? Who with? Transport? Hotel? Price? Did you like it? etc.

Part 3: Consensus finding

You should talk to your partner about what you want to do together. You should decide on two activities. Make suggestions and give reasons for what you want to do and why you do or don't want to do something.



Part 1 Getting to know each other

Can you tell me something about yourself?

name?
age?
married?/single?/children?
home?
job?
languages?
hobbies?
...?
...?

The examiner will ask you one or two more questions about yourself.

Part 2 Exchanging information

Talk to your partner about two or three of the following topics. Ask questions. Talk to each other.





Part 3 Consensus finding

You and your partner want to spend next Saturday together.

What would you like to do?

Suggest something!

Give reasons!

Agree on two activities. When do you want to do them?



go to the country

go to the zoo



go for a bike ride



what?
why?
when?

go shopping



go to a concert








**go running/
walking/
jogging**



Points and Grades

A maximum total of 100 points can be awarded for the whole examination. A maximum total of 13 points can be awarded for the sub-test *Language Elements*, a maximum total of 12 points for the sub-test *Writing*, and a maximum total of 27 points for the Oral Examination. The sub-tests *Reading Comprehension* and *Listening Comprehension* have an equal weighting with a possible maximum total of 24 points for each sub-test.

Sub-Test	Maximum Number of Points	Number of Points Awarded
 Language Elements Part 1 (1-10) Part 2 (11-18)	13	<input type="text"/>
	5	<input type="text"/>
	8	<input type="text"/>
 Listening Comprehension Part 1 (19-23) Part 2 (24 -25) Part 3 (26 -30)	24	<input type="text"/>
	10	<input type="text"/>
	4	<input type="text"/>
	10	<input type="text"/>
 Reading Comprehension Part 1 (31-34) Part 2 (35-38) Part 3 (39-42)	24	<input type="text"/>
	8	<input type="text"/>
	8	<input type="text"/>
	8	<input type="text"/>
 Writing	12	<input type="text"/>
Sub-Total I	73	<input type="text"/>
 Oral Examination Getting to know each other Exchanging information Consensus finding Sub-Total II	3	<input type="text"/>
	12	<input type="text"/>
	12	<input type="text"/>
	27	<input type="text"/>
Written Examination	73	<input type="text"/>
Oral Examination	27	<input type="text"/>
Total Points	100	<input type="text"/>

For an overall pass in the examination, you must achieve at least 60 points.

Add the total number of points awarded for the written examination to the number of points awarded for the oral examination. The grade is then calculated according to the following table:

90 - 100 points	Very Good
80 - 89.5 points	Good
70 - 79.5 points	Satisfactory
60 - 69.5 points	Pass